

CYBER SLED RACE GUIDEBOOK

A HomeScouting® Adventure



**SURVIVE
THE COLD**



**MINE FOR
GOLD**

HOMESCOUTING.ORG

A HomeScouting ing


MISSION BRIEFING

This Winter, Cyber Sled Racers will return to the Alaskan wilderness and choose to Mine for Gold, Survive the Cold, or both! HomeScouting's Cyber Sled Race returns this January with an all-new immersive experience as participants Mine for Gold in the Alaskan wilderness. This unique experience puts you into the boots of a miner during the Alaskan gold rush as you try to stake a claim, hit it rich, and build your fortune! The original Cyber Sled Race begins again with Iditarod Sled Dog racer and Eagle Scout, Matthew Failor, on a race like you've never experienced as you Survive the Cold. You'll have an exclusive, interactive webinar with Matthew, learn about training and racing a sled dog team, and hone your winter outdoor skills.

In each program you will complete requirements and earn achievements towards rank advancement and Merit Badges. Whether you choose to stake a claim or harness your team, your adventure will take you to the edge of the map. **At any point in time, you can go back to the store to purchase another program to receive \$5 off!** Use coupon code **GOLD** to save \$5 off Mine for Gold or **COLD** to save \$5 off Survive the Cold.

BACKGROUND

Cyber Sled Race is the newest HomeScouting adventure, brought to you by the Buckeye Council, Boy Scouts of America in Canton, OH to encourage all Scouts, leaders, and their families to continue their Scouting adventure at home. We're excited to have you along for this journey and sincerely hope you and your family find value in the experience brought to you by HomeScouting. Since March 2020, HomeScouting has served over 22,000 people worldwide with digitally-delivered programs like Cyber Sled Race, Cyber Summer Camp, the HomeScouting Adventure Club, and more.



Adventure

PICK YOUR ADVENTURE!

CYBER SLED RACE: MINE FOR GOLD

This unique experience puts you into the boots of a miner during the Alaskan gold rush as you try to stake a claim, hit it rich, and build your fortune! Participants will learn how miners faced the wild to claim territory, how to pan for gold with an exclusive, interactive webinar with gold panning expert Tony Ledford, and learn how to manage their money to make smart financial decisions.

MINE FOR GOLD at page 4 to begin your adventure!

CYBER SLED RACE: SURVIVE THE COLD

Join Iditarod Sled Dog racer and Eagle Scout, Matthew Failor, on a race like you've never experienced as you Survive the Cold. You'll have an exclusive, interactive webinar with Matthew, learn about training and racing a sled dog team, and hone your winter outdoor skills. Cyber Sled Race takes place on a virtual race course that will be the hub for the race where participants will travel from city to city as they learn how to what it takes to travel across the Alaskan wilderness.

SURVIVE THE COLD at page 12 to begin your adventure!



MINE FOR

PRE-RACE CHECKLIST

In January 2022, Cyber Sled Race: Mine for Gold will begin with thousands of families across the nation gathering at the starting line to learn about the hunt for gold and what to do when you find it. They'll also meet Tony Ledford, Gold Panning Expert, during a webinar! Before you get started, below is a list of items to make sure you're ready for the start line.

Create an Account on HomeScouting.org

- To access the pre-race mission and content on the virtual race course during Cyber Sled Race, make sure you create an account on HomeScouting.org.
 - To create an account, click on "Log In / Create Account" in the top right-hand corner. Then click "Sign Up" to create an account.

Complete the pre-race mission

- Log in to HomeScouting.org & click on pre-race mission under Cyber Sled Race.
- Meet Tony Ledford in a brief interview while he pans for gold!
- Follow the instructions to build your own rock sift and rock tumbler.

Learn about the virtual race course

- This guidebook provides an overview on what to expect in the virtual race course and how you'll access digital content released each day through homescouting.org.

Gather supplies

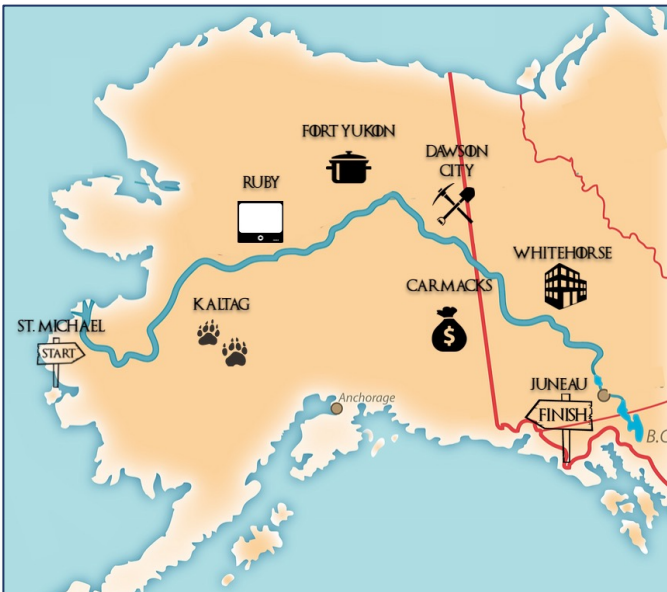
- This guidebook provides details based on your program level or rank in Cub Scouts on the materials you'll need to complete activities. Most of the materials are household items, but to complete some activities you might need to purchase additional supplies.

GOLD

THE VIRTUAL RACE COURSE

The virtual race course is where you'll find all of the digital content for Cyber Sled Race: Mine for Gold. It is accessible by logging into homescouting.org and clicking on the virtual race course under Cyber Sled Race.

The virtual race course will open in the morning of 1/22/22 with on-demand content for you to explore. On the morning of January 22, you will receive an email with details for the day as well as how to access the content. Each program area will have specific programming and content for all levels of Scouting – Cub Scouting, Scouts BSA, and Venturing. All content will be accessible to you all winter long and on a flexible. The webinar with Tony Ledford will be published at Ruby after it's aired live for you to enjoy anytime you want.





ST. MICHAEL, AK – START LINE

Start in Seattle, WA! Here you will find the all of the tracking tools, worksheets, and your guide to navigate the race course for Cyber Sled Race: Mine for Gold.



KALTAG, AK – LIVE OFF THE LAND

Now that you've landed in St. Michael, you'll begin your trip along the Yukon River to Dawson City where gold is known to be found.



Learn about plant, animal, and rock identification to keep you safe along the river.

RUBY, AK – WEBINAR WAYPOINT

Watch the webinar with Tony Ledford while you learn about tools needed to mine for gold! You'll need this information once you reach Dawson City.



FORT YUKON, AK – LUNCH AND LEARN

Take a break and enjoy lunch while watching videos about the history of the Alaskan Gold Rush.

DAWSON CITY, CANADA – STAKE YOUR CLAIM

You've made it to the mine! Learn about what gold rushers discover in the mines and what you can discover in your backyard.



CARMACKS, CANADA – HIT IT RICH

Now that you've struck it rich, learn about the value of gold, history of money, and how money can help you Build Your Fortune in Whitehorse.

WHITEHORSE, CANADA – BUILD YOUR FORTUNE

Create your own business or invention at Whitehorse!



JUNEAU, AK – REPORTING

Find final reporting for Cyber Sled Race. We will email your unit leader a copy of advancements you've completed.



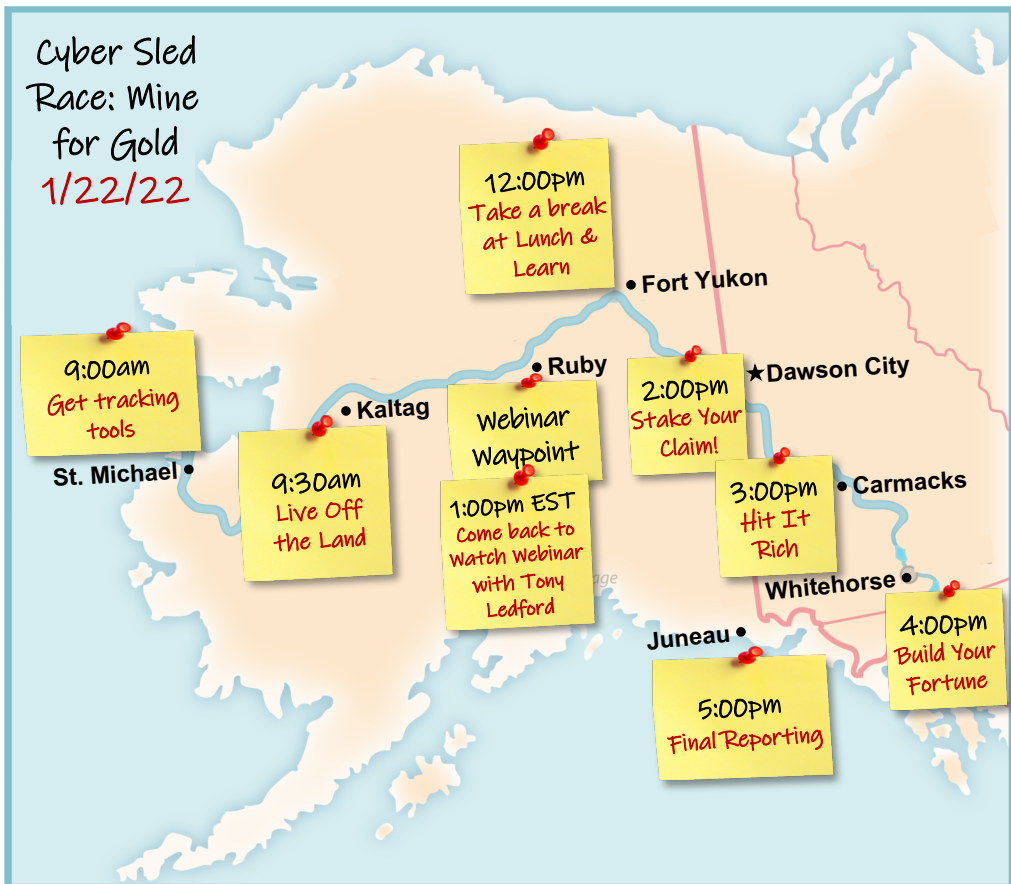
FLEXIBLE SCHEDULE

CHOOSE YOUR OWN ADVENTURE

There is a sample schedule for Cyber Sled Race: Mine for Gold for those looking for structure, however families can complete the activities at their own pace on their own time and the content will be available all winter long!

Option 1: Follow a time-based schedule like the one below

Option 2: Explore the virtual race course at your own pace!





ADVANCEMENT

In addition to fun engaging activities throughout the race, including: learning about the history of the Alaskan Gold Rush, gold panning activities, and what happens when you strike it rich, Scouts will also have the chance to earn the following advancements in each category.



Lion Rank
Gizmos & Gadgets



Tiger Rank
My Tiger Jungle



Wolf Rank
Adventures in
Coins



Bear Rank
Make It Move



**Webelos & Arrow
of Light Rank**
Cast Iron Chef
Earth Rocks!



Scouts BSA
Mining in Society &
Entrepreneurship
Merit Badges

FINAL REPORTING

A final report will be sent to all unit leaders and participants at the completion of Cyber Sled Race notifying them of completion of the program and any associated advancements. Your unit leader will purchase the awards to present at an upcoming meeting.

MERIT BADGE COUNSELING SESSIONS

Scouts are encouraged to find a local merit badge counselor to fulfill the requirements of meeting with a counselor. This will provide a more in-depth, personal, and fulfilling experience. However, we will offer counseling sessions for all Scouts who cannot find a local merit badge counselor.



MATERIALS NEEDED

To fully complete the advancement connected to Cyber Sled Race: Mine for Gold, you will need to gather the following materials prior to the event. NOTE: There might be additional materials needed for other activities for Cyber Sled Race, but they are additional and not needed to complete the rank-specific advancements.

FOR ALL CUB SCOUTS (KIDS IN ELEMENTARY SCHOOL):

Cub Scout Six Essentials

- First Aid Kit
- Water Bottle
- Flashlight
- Trail Food
- Sun Protection
- Whistle

LION RANK (KIDS IN KINDERGARTEN)

Gizmos & Gadgets

- Different-sized balls, cylinders, pipes*
- 1 drinking straw
- 3 or more dominos
- 1 ping pong ball
- 1 Genius Kit*

TIGER RANK (KIDS IN 1ST GRADE)

My Tiger Jungle

- Ruler
- Piece of string – 4-ft or longer
- Magnifying glass or binoculars
- Plant, shrub, or tree to plant
- Materials to build a birdhouse*

FOR ALL SCOUTS BSA & VENTURING YOUTH (KIDS IN MIDDLE & HIGH SCHOOL):

Scout Essentials

- Pocket Knife
- First Aid Kit
- Extra Clothing
- Rain Gear
- Water Bottle
- Flashlight
- Trail Food
- Matches & Fire Starters
- Sun Protection
- Compass

WOLF RANK (KIDS IN 2ND GRADE)

Adventures in Coins

- A coin (a quarter, dime, nickel, or penny)
- 2 paper cups
- String
- 10-gallon paint stick
- Tape
- Binder clip
- Heavy book



BEAR RANK (KIDS IN 3RD GRADE)

Make It Move

- Craft Sticks (i.e. large popsicle sticks) – at least 20-30 sticks
- Materials for pulley*
- Paint Stirrer
- Spool
- Rubber band
- Materials for Rube-Goldberg machine*

WEBELOS / ARROW OF LIGHT RANK

(KIDS IN 4TH + 5TH GRADE)

Cast Iron Chef

- Materials to prepare a balanced meal. If possible, use 1 of the following methods:
 - Dutch oven, camp stove, box oven, solar oven, open campfire, or charcoal grill.

Note: there will be plenty of time to plan your meal, shop (if needed), and cook it while the race course is open.

Earth Rocks!

- Geologist's Equipment*
- Magnifying glass
- Mineral test kit*

SCOUTS BSA YOUTH

(KIDS IN MIDDLE & HIGH SCHOOL)

MINING IN SOCIETY MERIT BADGE

- A map of your state or region showing major cities, highways, rivers, and railroads.
 - You'll use this map to mark the locations of five mining enterprises. Find out what resource is processed at each location, and identify the mine as a surface or underground operation.

ENTREPRENEURSHIP MERIT BADGE

- You may determine you need items for your business plan, but there will be plenty of time to gather these supplies.

FOR ALL SCOUTS

(KIDS AGES 5-20):

All Scouts will also need:

- Paper
- Pencils
- Pens
- Markers

Go to homescouting.org/guidebook to learn about all items with an *.

SURVIVE

PRE-RACE CHECKLIST

In January 2022, Cyber Sled Race: Survive the Cold will begin with thousands of families from across the nation gathering to complete challenges, learn about the Iditarod, and meet Matthew Failor during a webinar! Before you get started, below is a list of items to make sure you're ready for the start line.

Create an Account on HomeScouting.org

- To access the pre-race mission and content on the virtual race course during Cyber Sled Race, make sure you create an account on HomeScouting.org.
 - To create an account, click on "Log In / Create Account" in the top right-hand corner. Then click "Sign Up" to create an account.

Complete the pre-race challenge

- Log in to HomeScouting.org & click on pre-race mission under Cyber Sled Race.
- Meet Matthew Failor, Eagle Scout & Iditarod Racer and his dogs!
- Follow the instructions to build a sled at home

Learn about the virtual race course

- This guidebook provides an overview on what to expect in the virtual race course and how you'll access digital content released through homescouting.org.

Gather supplies

- This guidebook provides details based on your program level or rank in Cub Scouts on the materials you'll need to complete activities. Most of the materials are household items, but to complete some activities you might need to purchase additional supplies.



THE COLD

THE VIRTUAL RACE COURSE

The virtual race course is where you'll find all of the digital content for Cyber Sled Race: Survive the Cold. It is accessible by logging into homescouting.org and clicking on the virtual race course under Cyber Sled Race.

The virtual race course will open in the morning of 1/22/22 with on-demand content for you to explore. On the morning of January 22, you will receive an email with details for the day as well as how to access the content. Each program area will have specific programming and content for all levels of Scouting – Cub Scouting, Scouts BSA, and Venturing. All content will be accessible to you all winter long and on a flexible schedule to best meet your families needs.





ANCHORAGE – START LINE

Start at Anchorage! Here you will find the all of the tracking tools, worksheets, and your guide to navigate the Race Course for Cyber Sled Race: Survive the Cold.



FINGER LAKE – PIONEER POINT

Knots and lashings are formed today the same ways they have been done for a long time. Build structures out of sticks and rope at Pioneer Point.

ROHN – STEM STATION

At Rohn, you'll find an abundance of STEM experiments that are both fun and educational.



RUBY – SURVIVAL SHACK

Learn all about basic first aid, pocket knife safety, and cold weather survival at the Survival Shack.

KALTAG – LUNCH BREAK

Prepare your lunch the same way you would along the Iditarod Trail!



SHAKTOOLIK – WEBINAR WAYPOINT

Watch an exclusive pre-recorded webinar with Iditarod Racer and Eagle Scout, Matthew Failor at Webinar Waypoint.

WHITE MOUNTAIN – COMPASS COVE

Orient through the arctic circle using a compass and waypoints. Prepare for an outdoor hike in the cold weather.



NOME – FINAL FRONTIER

Find final reporting and the Cyber Sled Race Leaderboard!



FLEXIBLE SCHEDULE

CHOOSE YOUR OWN ADVENTURE

There is a sample schedule for Cyber Sled Race for those looking for structure, however families can complete the activities at their own pace on their own time and the content will be available all winter long!

January 22 - Cyber Sled Race Survive the Cold

Option 1: Follow a time-based schedule like the one below
Option 2: Explore the virtual race course at your own pace!

9:00am - Anchorage

Starting Line, Summary of activities, and advancement tracking tools

9:30am - Finger Lake

Stop at Pioneer Point to learn about knots

10:30am - Rohn

Learn about STEM at Stem Station

11:30am - Ruby

Test survival skills at the Survival Shack

12:30pm - Kaltag

Take a Lunch Break at Kaltag

2:00pm - Shaktolik

Watch the recorded webinar with Matthew Failor at Webinar Waypoint

3:00pm - White Mountain

Take a mid afternoon hike at Compass Cove.

4:00pm - Nome

Embark on the Final Frontier to Nome & finish Cyber Sled Race



ADVANCEMENT

In addition to fun engaging activities throughout the race, including: learning about outdoor winter cooking, building your own sled, basic and advanced knot tying, cold weather camping, Scouts will also have the chance to earn the following advancements in each category.



Lion Rank
Mountain Lion



Tiger Rank
Tigers in the Wild



Wolf Rank
Finding Your Way



Bear Rank
Bear Claws
Critter Care



Webelos & Arrow of Light Rank
First Responder
Castaway



Scouts BSA
Pioneering &
Dog Care Merit
Badges

FINAL REPORTING

A final report will be sent to all unit leaders and participants at the completion of Cyber Sled Race notifying them of completion of the program and any associated advancements. Your unit leader will purchase the awards to present at an upcoming meeting.

MERIT BADGE COUNSELING SESSIONS

Scouts are encouraged to find a local merit badge counselor to fulfill the requirements of meeting with a counselor. This will provide a more in-depth, personal, and fulfilling experience. However, we will offer counseling sessions for all Scouts who cannot find a local merit badge counselor.



MATERIALS NEEDED

To fully complete the advancement connected to Cyber Sled Race: Survive the Cold, you will need to gather the following materials prior to the event.

NOTE: There might be additional materials needed for other activities for Cyber Sled Race, but they are additional and not needed to complete the rank-specific advancements.

FOR ALL CUB SCOUTS (KIDS IN ELEMENTARY SCHOOL):

Cub Scout Six Essentials

- First Aid Kit
- Water Bottle
- Flashlight
- Trail Food
- Sun Protection
- Whistle

LION RANK (KIDS IN KINDERGARTEN)

Mountain Lion

- Cub Scout Six Essentials

TIGER RANK (KIDS IN 1ST GRADE)

Tigers in the Wild

- Cub Scout Six Essentials

WOLF RANK (KIDS IN 2ND GRADE)

Finding Your Way

- Map of your city/town that includes your house on it
- Compass

FOR ALL SCOUTS BSA & VENTURING YOUTH (KIDS IN MIDDLE & HIGH SCHOOL):

Scout Essentials

- Pocket Knife
- First Aid Kit
- Extra Clothing
- Rain Gear
- Water Bottle
- Flashlight
- Trail Food
- Matches & Fire Starters
- Sun Protection
- Compass

BEAR RANK (KIDS IN 3RD GRADE)

Bear Claws

- Pocket Knife
- Bar of Soap
- 1 or 2 orangewood sticks (used for manicures) or pencil / toothpick

Critter Care

- Poster Board



WEBELOS / ARROW OF LIGHT RANK (KIDS IN 4TH + 5TH GRADE)

First Responder

- First Aid Kit

Castaway

- Materials to cook two recipes that do not require pots/pans. See below for sample recipes:
 - Breakfast in a Bag
 - Bacon
 - Egg(s)
 - 1 brown paper lunch bag
 - 1 stick to hold over a fire
 - Campfire Cake in an Orange
 - At least 1 orange
 - Cake Mix (plus required ingredients)
 - Aluminum foil
 - Mud Burgers
 - Potato
 - Ground beef
 - Chopped onion
 - Aluminum Foil
 - Salt & Pepper
- Materials to light a fire without using matches OR tree limbs/branches to build a shelter
 - Fire Building:
 - Tinder, Kindling, Fuel
 - Magnifying Glass, Flint & Steel, or a Fire by Friction kit
 - Shelter Building:
 - Tree limbs/branches that have already fallen
 - Leaves
 - Tarp

SCOUTS BSA YOUTH (KIDS IN MIDDLE & HIGH SCHOOL)

PIONEERING MERIT BADGE

- Various lengths and types of rope
- At least 5 feet of cord to whip a rope
- 40-foot length of 1/4 or 3/8-inch rope to throw and coil
- Materials to Make a Rope Maker or Rope Spinner. Go to [homescouting.org/guidebook](https://www.homescouting.org/guidebook) for instructions and materials needed.

DOG CARE MERIT BADGE

- If you own a dog, your dog!

FOR ALL SCOUTS (KIDS AGES 5-20):

All Scouts will also need:

- Paper
- Pencils
- Pens
- Markers



FREQUENTLY ASKED QUESTIONS

I went to [homescouting.org](https://www.homescouting.org) but can't access the pre-race mission.

Make sure you have created an account, only members will have access to the pre-race mission now, and then all content for Cyber Sled Race beginning 1/22.

We can't find a local merit badge counselor, now what?

We will offer counseling sessions for all Scouts who cannot find a local merit badge counselor. More information will be sent via email about counseling sessions.

How long will I be able to access Cyber Sled Race content?

All Cyber Sled Race content will be accessible for participants until May 1, 2022, so you can complete adventures at your own pace and explore as much as you want!

Why don't I see my order under "My Orders"?

Some individuals are having issues with their order showing up under "My Orders." That's okay! We have received your order. This is most likely due to account creation after purchasing a package. Similar as to if you order a pizza using guest checkout, the next time to go and decide to create an account it doesn't show previous orders.

How will I be awarded for the related advancements?

A final report will be sent to all unit leaders and participants at the completion of Cyber Sled Race notifying them of completion of the program. Your unit leader will purchase the awards to present at an upcoming meeting.

When will I receive my patch in the mail?

All patches will be mailed in February after Cyber Sled Race. To order more, go to www.homescouting.org!



THE OUTDOOR CODE

As an American, I will do my best to –

Be clean in my outdoor manners.

Be careful with fire.

Be considerate in the outdoors.

Be conservation minded.

LEAVE NO TRACE PRINCIPLES

Know Before You Go

Choose the Right Path

Trash Your Trash

Leave What You Find

































Be Careful With Fire

Respect Wildlife

Be Kind to Other Visitors



OUTDOOR HIKE SCAVENGER HUNT

<p>Acorns</p> 	<p>Feathers</p> 	<p>Pine Cones</p> 	<p>Grass</p> 
<p>Nuts</p> 	<p>Leaves</p> 	<p>Sticks</p> 	<p>Rocks</p> 
<p>Berries</p> 	<p>Ant</p> 	<p>Flowers</p> 	<p>Squirrel</p> 
<p>Lady Bug</p> 	<p>Butterfly</p> 	<p>Birds Nest</p> 	<p>Mushrooms</p> 
<p>Animal Tracks</p> 	<p>Poison Ivy (don't touch!)</p> 	<p>Spider</p> 	<p>Deer</p> 
<p>Fern</p> 	<p>Buckeyes</p> 	<p>Centipede</p> 	<p>Stink Bug</p> 
<p>Chipmunk</p> 	<p>Turtle</p> 	<p>Cardinal</p> 	<p>Blue Jay</p> 
<p>Moss</p> 	<p>Rabbit</p> 	<p>Crow</p> 	<p>Wood pecker</p> 



BOY SCOUTS OF AMERICA®
BUCKEYE COUNCIL

HomeScouting

Buckeye Council | Boy Scouts of America
2301 13th St NW | Canton | OH | 44708
info@homescouting.org